

## Data Sheet

# EC-ADP-2929-FF/MF/MM 2.92 mm to 2.92 mm Adapters

## Applications

- General-purpose RF, microwave, mmWave
- Cellular 2.5G, 3G, 4G, LTE, 5G
- Wi-Fi 802.11 2.4 GHz, 5.8 GHz
- Sat-Comm L, S, C, X, Ku, K, Ka bands
- ISM Bands 2.4GHz, 5.8GHz, 24GHz


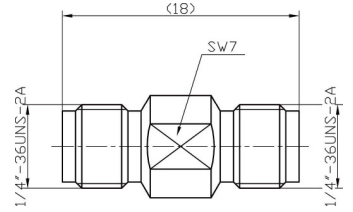

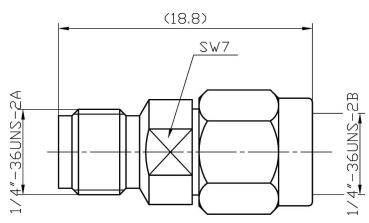

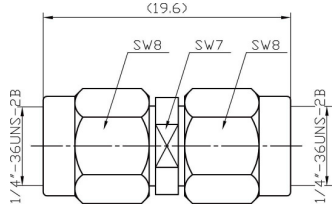
## Features

- Characteristic Impedance: 50 Ohm
- Frequency Range: DC to 40 GHz
- VSWR: < 1.15
- Body: Stainless Steel SUS304, Polished / Passivated
- Center Contact: Beryllium Copper, Gold Plated

## Description

The EC-ADP-2929 series is a family of high precision 50ohm coaxial 2.92 mm to 2.92 mm adapters for general-purpose RF and microwave use. These high performance connectors are used in a wide variety of test and measurement settings ranging from cellular to satellite communications for the proper matching of equipment and cable interconnect. The connectors are constructed from a durable stainless steel and are designed to withstand repeated use. They feature an air dielectric with a loss-loss plastic center conductor support. All male and female port combinations are available.

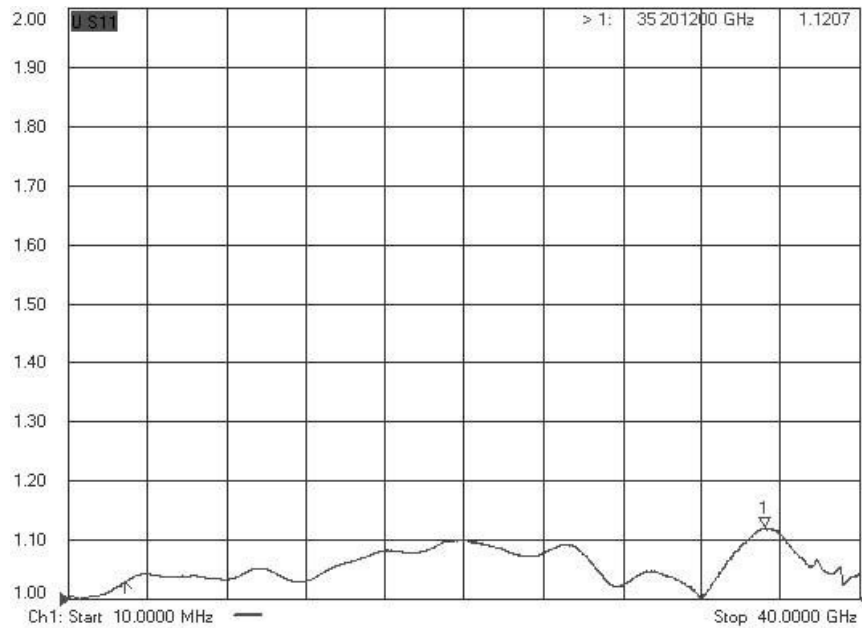
## Models

<b>Model</b>	<b>EC-ADP-2929-FF</b>	 
<b>Connector Type</b>	2.9 mm (F) to 2.9 mm (F)	
<b>Frequency</b>	DC to 40 GHz	
<b>VSWR</b>	< 1.15	
<b>Model</b>	<b>EC-ADP-2929-MF</b>	 
<b>Connector Type</b>	2.9 mm (M) to 2.9 mm (F)	
<b>Frequency</b>	DC to 40 GHz	
<b>VSWR</b>	< 1.15	
<b>Model</b>	<b>EC-ADP-2929-MM</b>	 
<b>Connector Type</b>	2.9 mm (M) to 2.9 mm (M)	
<b>Frequency</b>	DC to 40 GHz	
<b>VSWR</b>	< 1.15	

## Specifications

Parameter	Value
Characteristic Impedance	50 ohm
Frequency Range	DC to 40 GHz
VSWR	< 1.15
Durability	> 1000 cycles
Operating Temperature	-55C to +125C
Body Material	Stainless Steel SUS304, Polished and Passivated
Center Contact Material	Beryllium Copper, Gold Plated
Center Contact Support Material	Polyetherimide (PEI)

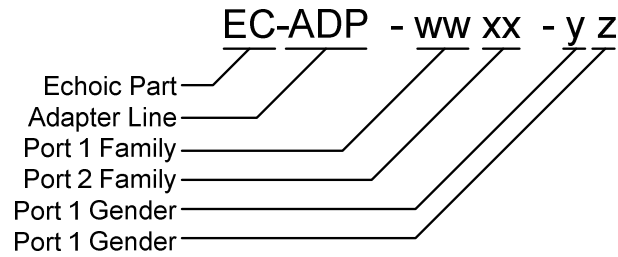
## Typical Performance



Typical VSWR of 2.9 mm to 2.9 mm adapters, shown from DC – 40GHz

## Ordering Information

Please use the following model number designation for ordering this and any other part from our adapter line:



For example, EC-ADP-2929-MF is an Echoic part in the Adapter line where the size of port 1 is 2.92 mm, the size of port 2 is 2.92 mm, the gender of port 1 is male and the gender of port 2 is female.

## Web Resource

For more information on other RF and microwave interconnect solutions please visit our online store 5G Links: [www.5glinks.com](http://www.5glinks.com)

Copyright © 2017

Echoic Engineering LLC. All Rights Reserved.

Information in this document is provided in connection with Echoic Engineering LLC ("Echoic") products or services. These materials, including the information contained herein, are provided by Echoic as a service to its customers and may be used for informational purposes only by the customer. Echoic assumes no responsibility for errors or omissions in these materials or the information contained herein. Echoic may change its documentation, products, services, specifications or product descriptions at any time, without notice. Echoic makes no commitment to update the materials or information and shall have no responsibility whatsoever for conflicts, incompatibilities, or other difficulties arising from any future changes.

No license, whether express, implied, by estoppel or otherwise, is granted to any intellectual property rights by this document. Echoic assumes no liability for any materials, products or information provided hereunder, including the sale, distribution, reproduction or use of Echoic products, information or materials, except as may be provided in Echoic Terms and Conditions of Sale.

THE MATERIALS, PRODUCTS AND INFORMATION ARE PROVIDED "AS IS" WITHOUT WARRANTY OF ANY KIND, WHETHER EXPRESS, IMPLIED, STATUTORY, OR OTHERWISE, INCLUDING FITNESS FOR A PARTICULAR PURPOSE OR USE, MERCHANTABILITY, PERFORMANCE, QUALITY OR NON-INFRINGEMENT OF ANY INTELLECTUAL PROPERTY RIGHT; ALL SUCH WARRANTIES ARE HEREBY EXPRESSLY DISCLAIMED. ECHOIC DOES NOT WARRANT THE ACCURACY OR COMPLETENESS OF THE INFORMATION, TEXT, GRAPHICS OR OTHER ITEMS CONTAINED WITHIN THESE MATERIALS. ECHOIC SHALL NOT BE LIABLE FOR ANY DAMAGES, INCLUDING BUT NOT LIMITED TO ANY SPECIAL, INDIRECT, INCIDENTAL, STATUTORY, OR CONSEQUENTIAL DAMAGES, INCLUDING WITHOUT LIMITATION, LOST REVENUES OR LOST PROFITS THAT MAY RESULT FROM THE USE OF THE MATERIALS OR INFORMATION, WHETHER OR NOT THE RECIPIENT OF MATERIALS HAS BEEN ADVISED OF THE POSSIBILITY OF SUCH DAMAGE.

Echoic products are not intended for use in medical, lifesaving or life-sustaining applications, or other equipment in which the failure of the Echoic products could lead to personal injury, death, physical or environmental damage. Echoic customers using or selling Echoic products for use in such applications do so at their own risk and agree to fully indemnify Echoic for any damages resulting from such improper use or sale.

Customers are responsible for their products and applications using Echoic products, which may deviate from published specifications as a result of design defects, errors, or operation of products outside of published parameters or design specifications. Customers should include design and operating safeguards to minimize these and other risks. Echoic assumes no liability for applications assistance, customer product design, or damage to any equipment resulting from the use of Echoic products outside of stated published specifications or parameters.

Echoic, the Echoic symbol, 5G Links and the 5G Links symbol are trademarks or registered trademarks of Echoic Engineering LLC, in the United States and other countries. Third-party brands and names are for identification purposes only, and are the property of their respective owners. Additional information, including relevant terms and conditions, posted at [www.5glinks.com](http://www.5glinks.com), are incorporated by reference.